

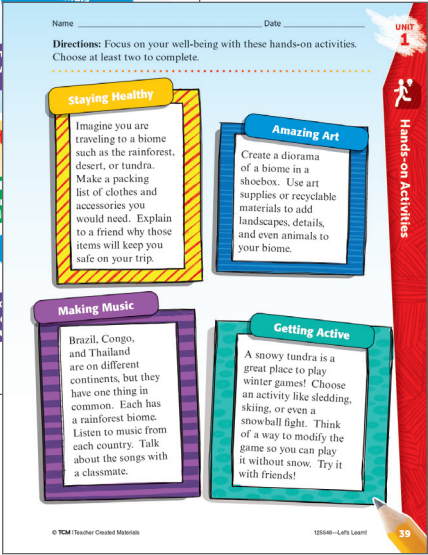
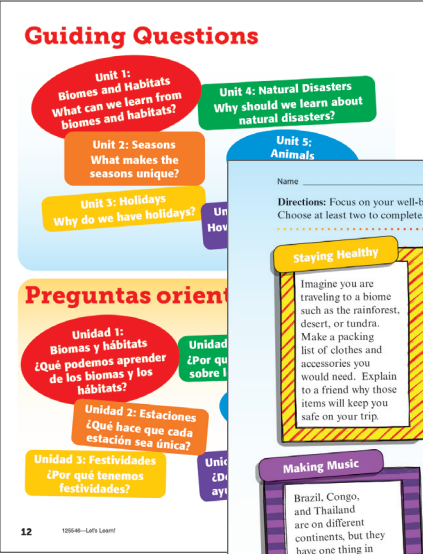
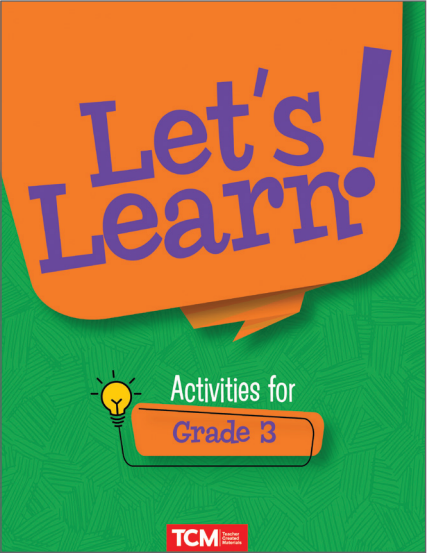


Lessons and Activities

Grade 3

Table of Contents

- Activities Book Cover (1 page)
- Activities Book Table of Contents (1 page)
- About This Book (1 page)
- Guiding Questions (1 page)
- Lesson Pages (7 pages)



Let's! Learn!



Activities for
Grade 3

Table of Contents

Contenido

About This Book / <i>Sobre este libro</i>	4
Guiding Questions / <i>Preguntas orientadoras</i>	12
Unit 1 / <i>Unidad 1</i>	13
Unit 2 / <i>Unidad 2</i>	40
Unit 3 / <i>Unidad 3</i>	67
Unit 4 / <i>Unidad 4</i>	94
Unit 5 / <i>Unidad 5</i>	121
Unit 6 / <i>Unidad 6</i>	148
Reading Log / <i>Registro de lectura</i>	175
Digital Resources / <i>Recursos digitales</i>	176



About This Book

Welcome to *Let's Learn!* You can use this book at school or home. The activities are based on educational standards. You will practice lots of important skills and concepts.



Guiding Questions

**Unit 1:
Biomes and Habitats**
What can we learn from
biomes and habitats?

Unit 4: Natural Disasters
Why should we learn about
natural disasters?

Unit 2: Seasons
What makes the
seasons unique?

**Unit 5:
Animals**
What do animals
teach us?

Unit 3: Holidays
Why do we have holidays?

Unit 6: Transportation
How does transportation
help us?

Preguntas orientadoras

**Unidad 1:
Biomos y hábitats**
¿Qué podemos aprender
de los biomas y los
hábitats?

Unidad 4: Desastres naturales
¿Por qué deberíamos aprender
sobre los desastres naturales?

Unidad 2: Estaciones
¿Qué hace que cada
estación sea única?

**Unidad 5:
Animales**
¿Qué nos enseñan los
animales?

Unidad 3: Festividades
¿Por qué tenemos
festividades?

Unidad 6: Transportes
¿De qué manera nos
ayuda el transporte?

Directions: Read the text, and answer the questions.



Ready to Fly

Sean was going on a plane to visit his uncle. It was the first time he had ever been on a plane alone. Sean was old enough to fly by himself. He knew which people to ask for help if he needed it. He had already met the flight attendants. His mom had packed a bag with games and snacks for the short flight. Sean smiled with satisfaction as he sat on the plane by himself. He was ready to go!

- 1 What is the text about?
 - (A) a plane carrying only one passenger
 - (B) a child traveling alone on a plane to visit family
 - (C) feeling lonely on an airplane trip
 - (D) a passenger wanting to be left alone on a plane
- 2 What is the setting?
 - (A) Sean's house
 - (B) a park
 - (C) a grocery store
 - (D) an airport
- 3 Which word has the same blend as *plane*?
 - (A) upload
 - (B) apple
 - (C) plate
 - (D) uncle
- 4 What is the definition of *attendants*?
 - (A) servants
 - (B) workers who serve or help
 - (C) people who sell tickets
 - (D) people who fly planes
- 5 Which is a synonym for *satisfaction*?
 - (A) happiness
 - (B) sadness
 - (C) loneliness
 - (D) grumpiness
- 6 Which new title best fits the text?
 - (A) "All About Airplanes"
 - (B) "Sean Learns to Fly"
 - (C) "Sean's First Solo Flight"
 - (D) "Sean Is Bored"



Directions: Find a friend or family member to help you read aloud the text on page 45. Read it aloud in at least three different ways.



Ask the person to read the text aloud, but join them in reading the last word of each sentence.



Read aloud together. Pause after each sentence, and talk about how you could read with more expression or at a better pace. Repeat the sentence with your improvements.



Read aloud every other sentence. Then, switch and read the other sentences.



Read a few sentences with terrible phrasing and weird pauses. Then, reread with meaningful phrasing. Pause at the right places based on the punctuation.

Directions: After you practice, record yourself reading aloud. Listen to the recording to see if you read it smoothly and with expression. Practice some more. Then, set a time to share your nonfiction read-aloud with your family or friends!

Directions: Solve each problem.

1 Record the area.

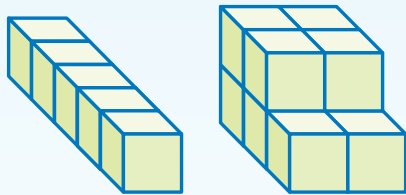


_____ square units

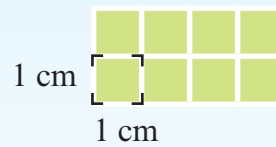
5 Circle the solid that has a greater volume.



2 Circle the solid that has a greater volume.

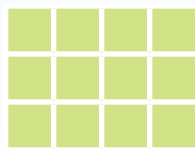


6 Record the area.



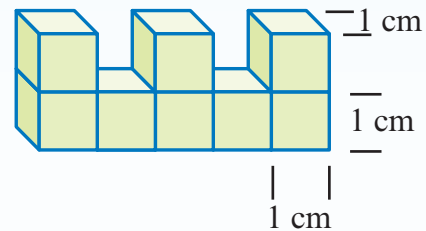
_____ cm²

3 Record the area.



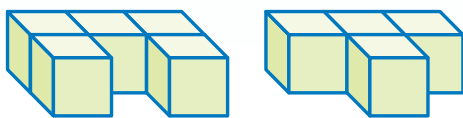
_____ square units

7 How many cubic centimeters are in the solid?

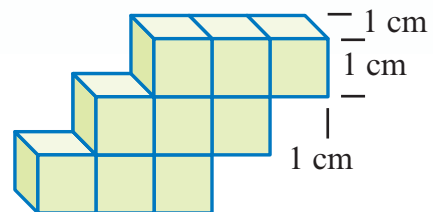


_____ cm³

4 Circle the solid that has less volume.



8 What is the volume of the solid?



_____ cm³

Directions: Study the terms in the Word Bank. Look up any terms you don't know. Then, write the terms in the correct columns to show if the person or group makes or enforces rules. Some terms may appear in both columns.

Word Bank

- city council
- president
- parent
- principal
- teacher
- Congress
- police officer
- security guard

Makes Rules	Enforces Rules



Directions: Follow the steps in this experiment to see which items are conductors. Have an adult help you.

What You Need





- hammer
- C battery
- electrical wire
- two steel nails
- light bulb
- small objects
- block of wood or Styrofoam
- metal paper clip

What to Do

- 1 Hammer the two nails into the block, 2 cm apart.
- 2 Use electrical wire to attach the battery to one nail. Attach the light bulb to the other nail. Then, use a third piece of wire to connect the light bulb to the other end of the battery.
- 3 Place a paper clip across the nails on the block. The light should turn on. The paper clip is a conductor.
- 4 Now, test to see if any of the small objects are also conductors. Place each one across the nails on the block. Record your results.

Item	Conductor?
metal paper clip	

Directions: Draw four pictures that show you doing things that make you happy. Choose your favorite picture. Write a poem about how you feel when you do that activity.





Directions: Focus on your well-being with these hands-on activities. Choose at least two to complete.

Staying Healthy

Imagine you are traveling to a biome such as the rainforest, desert, or tundra. Make a packing list of clothes and accessories you would need. Explain to a friend why those items will keep you safe on your trip.

Amazing Art

Create a diorama of a biome in a shoebox. Use art supplies or recyclable materials to add landscapes, details, and even animals to your biome.

Making Music

Brazil, Congo, and Thailand are on different continents, but they have one thing in common. Each has a rainforest biome. Listen to music from each country. Talk about the songs with a classmate.

Getting Active

A snowy tundra is a great place to play winter games! Choose an activity like sledding, skiing, or even a snowball fight. Think of a way to modify the game so you can play it without snow. Try it with friends!

