

# 180 DAYS™

## Lessons and Activities

Cursive: Advanced


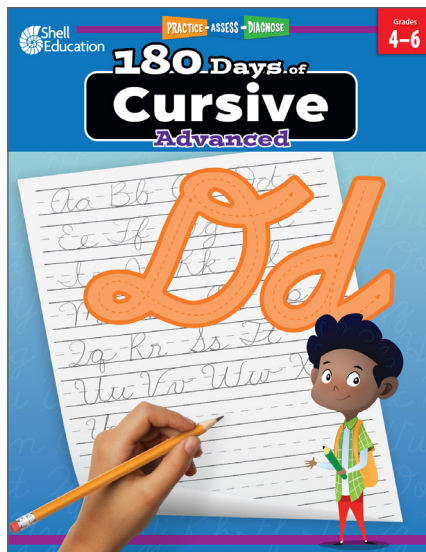
### Table of Contents

Cover (1 page)


Table of Contents (2 pages)

How to Use This Book (2 pages)

Lesson Pages (5 pages)



Sample Pages from



Thanks for checking us out. Please call us at 800-858-7339 with questions or feedback or to order this product. You can also order this product online at **[www.tcmpub.com/shell-education](http://www.tcmpub.com/shell-education)**.

For correlations to state standards, please visit  
**[www.tcmpub.com/teachers/correlations](http://www.tcmpub.com/teachers/correlations)**

To Create a World <sup>in</sup> which  
**Children** love to Learn!

800-858-7339 • [www.tcmpub.com/shell-education](http://www.tcmpub.com/shell-education)

# 180 Days of Cursive Advanced

Ld



# Table of Contents

## Introduction

Foundations for Cursive . . . . .	5
Getting Ready to Write . . . . .	6
Letter Presentation Order . . . . .	8
Sight Words . . . . .	9
How to Use This Book . . . . .	10

## Weekly Practice Pages

Week 1: Cc . . . . .	13
Week 2: Aa . . . . .	18
Week 3: Dd . . . . .	23
Week 4: Numbers and Review . . . . .	28
Week 5: Gg . . . . .	33
Week 6: Ee . . . . .	38
Week 7: Ll . . . . .	43
Week 8: Numbers and Review . . . . .	48
Week 9: Ff . . . . .	53
Week 10: Hh . . . . .	58
Week 11: Tt . . . . .	63
Week 12: Numbers and Review . . . . .	68
Week 13: Pp . . . . .	73
Week 14: Uu . . . . .	78
Week 15: Numbers and Review . . . . .	83
Week 16: Yy . . . . .	88
Week 17: Ii . . . . .	93
Week 18: Numbers and Review . . . . .	98
Week 19: Jj . . . . .	103
Week 20: Oo . . . . .	108
Week 21: Numbers and Review . . . . .	113
Week 22: Ww . . . . .	118
Week 23: Bb . . . . .	123

# Table of Contents *(cont.)*

## Weekly Practice Pages

Week 24: Numbers and Review . . . . .	128
Week 25: Vv . . . . .	133
Week 26: Kk . . . . .	138
Week 27: Numbers and Review . . . . .	143
Week 28: Rr . . . . .	148
Week 29: Ss . . . . .	153
Week 30: Numbers and Review . . . . .	158
Week 31: Nn . . . . .	163
Week 32: Mm . . . . .	168
Week 33: Numbers and Review . . . . .	173
Week 34: Xx . . . . .	178
Week 35: Qq . . . . .	183
Week 36: Zz . . . . .	188

## Appendix

Lowercase Letter Guide . . . . .	193
Uppercase Letter Guide . . . . .	194
Number Guide . . . . .	195
Answer Key . . . . .	196
Suggested Websites . . . . .	200
Digital Resources . . . . .	200

## How to Use This Book

## Day 1

## Directionality and Strokes


*180 Days of Cursive: Advanced* prioritizes giving students a strong foundation as they begin practicing. Before each letter is introduced, students have a chance to practice strokes—the basic shapes that make up letters. Students practice the individual strokes of the lowercase and uppercase letter before applying all the strokes to write.

NAME: \_\_\_\_\_


DATE: \_\_\_\_\_

WEEK 7

LESSON 1




**Directions:** Trace each loop and letter. Then, copy each row.


































































































© Shell Education

150196–180 Days of Cursive: Advanced

43

## Day 2

# Cursive Uppercase and Lowercase

Uppercase and lowercase letters are introduced after the relevant letter strokes are introduced and practiced, setting students up for success. Students benefit from tracing letters, writing letters independently, and writing letters as parts of words. Students use their understanding of letter shapes, spacing, and connection. They are also applying their skills to vocabulary and sight words.

[illegible]



## Day 3

## Sentence Practice

Students practice words and sentences with each sample letter. By using the letters in sentences, students demonstrate spatial awareness and practice proper punctuation. Students go over each letter presented through alliterative sentences and writing prompts. Repetition of high-frequency words in sentences also reinforces cursive writing retention.

WEEK 7 DAY 3

Name: \_\_\_\_\_ Date: \_\_\_\_\_

Directions: Trace each *l*. Then, write each missing letter to finish each word or name.

<i>Levi</i>	<i>late</i>
<i>eri</i>	<i>ate</i>
<i>Leah</i>	<i>all</i>
<i>eah</i>	<i>a</i>
<i>library</i>	<i>let</i>
<i>ibrary</i>	<i>et</i>

Directions: Trace each *l* to finish the sentences. Then, trace the sentences.

*Leah, let Levi return*  
*your books to the library.*  
*They're all late.*  
*Leah, let Levi return*  
*your books to the library.*  
*They're all late.*

© Shell Education 130196—180 Days of Cursive: Advanced 45

## Day 4

## Activity

Activities give students opportunities to practice strokes, directionality, and letter recognition in engaging ways. At the fourth, fifth, and sixth grade levels, it is important to focus on refining fine-motor skills and making practice fun.


WEEK 7 DAY 4

Name: \_\_\_\_\_ Date: \_\_\_\_\_

Directions: Unscramble the letters. Then, write the words in cursive.

Clue: activities

<i>dicmb a</i>	<i>steril ot</i>
<i>oumntina</i>	<i>cisum</i>
<i>climb</i>	_____
<i>mount in</i>	_____
<i>og lnga</i>	<i>andl an</i>
<i>dingilg</i>	<i>rpanelia</i>
_____	_____
<i>earnl ot</i>	<i>fyl a itek</i>
<i>veidr</i>	_____
_____	_____



© Shell Education 130196—180 Days of Cursive: Advanced 46

## Day 5

## Activity or Review

A key to mastering cursive is repetition. Students are presented with activities on letter weeks and reviews on number weeks to give them opportunities to practice. The activities and reviews build on material presented to practice connections and move toward more independent writing. The reviews also provide opportunities to improve cursive writing through repetition.

WEEK 7 DAY 5

Name: \_\_\_\_\_ Date: \_\_\_\_\_

Directions: Fill in the missing letters to answer the riddles.

What gets wetter the more it dries?  
 \_\_\_\_\_ *tow* \_\_\_\_\_

What can fill a room but doesn't take up space?  
 \_\_\_\_\_ *i ht* \_\_\_\_\_

What do you fill with empty hands?  
 \_\_\_\_\_ *ov s* \_\_\_\_\_

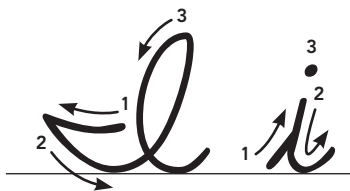
Directions: Trace the sentences. Then, practice writing them on your own.

*Lovely lace covered her*  
*face.*  
 \_\_\_\_\_  
 \_\_\_\_\_

*Lolo sings lullabies.*  
 \_\_\_\_\_  
 \_\_\_\_\_

© Shell Education 130196—180 Days of Cursive: Advanced 47

Name: \_\_\_\_\_ Date: \_\_\_\_\_



**Directions:** Trace each curved line and letter. Then, copy each row.





Name: \_\_\_\_\_ Date: \_\_\_\_\_

**Directions:** Trace each letter. Then, practice writing your own letters.

i i i i i i i i i i i i i i i i

i

i

l l l l l l l l l

l

l

**Directions:** Trace each letter. Then, copy the patterns.

li li li li li li li li

ii l ii l ii l ii l ii l ii

lii lii lii lii lii lii

Name: \_\_\_\_\_ Date: \_\_\_\_\_

**Directions:** Copy the words. Then, fill the lines.

city

light

idea

**Directions:** Use the words above to finish the sentences. Then, write your own sentences using the words.

I have an \_\_\_\_\_.

I want to leave the \_\_\_\_\_ to see the stars.



Do you think we will be able to see stars without the \_\_\_\_\_  
from the city?

---

---

---

---

---

---

Name: \_\_\_\_\_ Date: \_\_\_\_\_

**Directions:** Solve each puzzle. What are the words and pictures saying?

**lang4uage**

*or n*  
*n u*

**abcdefghijklm  
nopqrstuvwxyz**

*m ss n*  
*o*

**f i s  
g n i h**

*s*  
*ook*

**MILL1ON**

*on in*  
*mi ion*

Name: \_\_\_\_\_ Date: \_\_\_\_\_

**Directions:** Find rhyming words that match each definition.

seafood platter

*fish*

excellent spruce tree

*fine*

fat branch

*thick*

bunny custom

*rabbit*

a hog's fake hair

