

Kids Learn!

Lessons and Activities

Prekindergarten


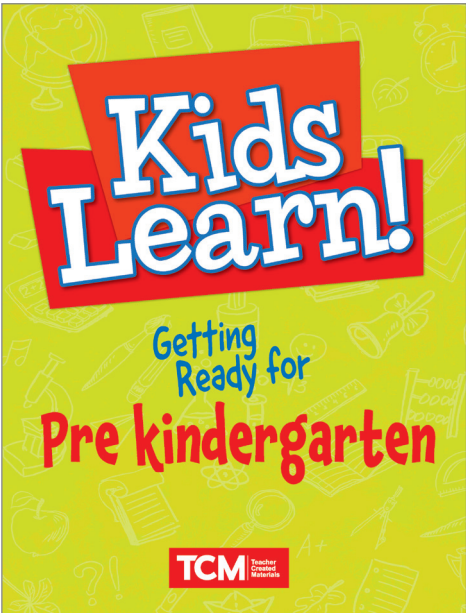
Table of Contents

Cover (1 page)

Table of Contents (1 page)

Introduction (3 pages)

Lesson (3 pages)



Kids Learn!

Getting
Ready for

Prekindergarten

TCM | Teacher
Created
Materials

Table of Contents

Introduction

Welcome Letter	4
Helpful Family Resources	5

Weekly Activities

Week 1 Activities	13
Week 2 Activities	25
Week 3 Activities	37
Week 4 Activities	49
Week 5 Activities	61
Week 6 Activities	73
Week 7 Activities	85
Week 8 Activities	97
Week 9 Activities	109

Appendices

Appendix A: Reproducible Cards	121
Appendix B: Answer Key	133
Appendix C: My Journal	136



Welcome Letter

Dear Family,

Welcome to *Kids Learn! Getting Ready for Prekindergarten*. Practicing the foundational skills in this book will help prepare your child for success in prekindergarten. In each unit, children will explore early literacy skills, creative thinking, math, critical thinking, life skills, and social studies.

Keep these tips in mind as your child completes the activities:

- ◆ Create a desk or workspace where your child knows learning will happen.
- ◆ Select specific times each day to work with your child, and create a routine.
- ◆ Work with your child to complete one activity at a time. Read the directions aloud, and support your child through the steps.
- ◆ Be positive and constructive with feedback. Learning should be fun!

Enjoy spending time with your child. Prekindergarten will be here before you know it!



Things to Do as a Family

General Skills

- ◆ It is important for your child at this age to get 10 to 13 hours of sleep (including a nap, if your child takes one). Creating morning and bedtime routines is great for the whole family.
- ◆ Help your child develop organizational skills. This can include organizing toys, school supplies, or family items.

Alphabet and Reading Skills

- ◆ Review capital and lowercase letters through games, puzzles, songs, and videos. Look for letters in everyday life, such as on books, cereal boxes, signs, and restaurant menus.
- ◆ Introduce and review the sound each letter makes.
- ◆ Lap reading is important for a child to learn the joy of reading. Invite your child to sit on your lap, cozy up with you, and read together for 15 to 20 minutes per day.



Games to Play Together

Charades

Play Charades with emotions, such as happy, sad, angry, scared, and surprised.

Higher Number and Lower Number

Use the *Number Cards* in Appendix A of this book to play Higher Number. Each player puts a card faceup, and the player with the higher number collects the cards until one player has all the cards. Play Lower Number by doing the opposite.

I Spy

Play "I spy the letter ____." You can use anything, including advertisements, mail, magazines, books, or signs. You can also look for numbers and shapes.

Matching Games

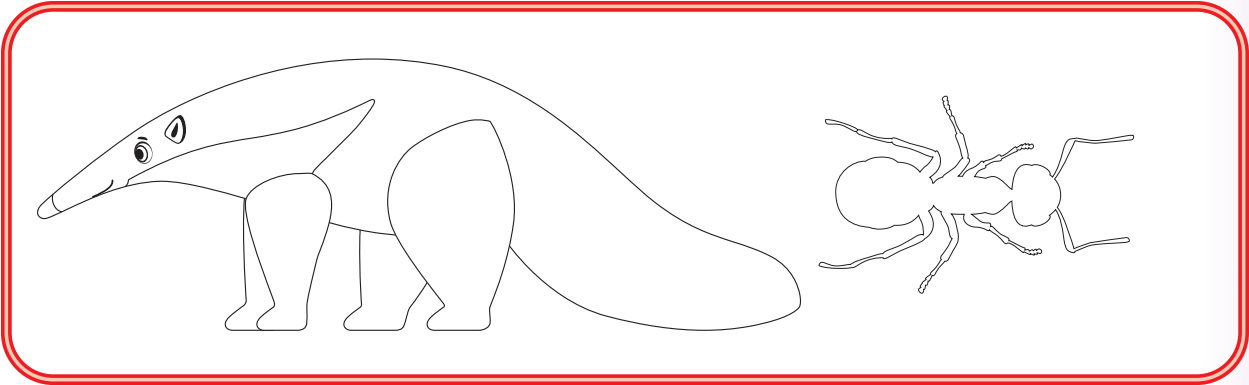

Use the *Number Cards* or *Shape Cards* in Appendix A of this book to play a matching game. Place the cards facedown. Flip two cards over at a time to try to find matches.

Letter A



Directions: Trace the letter *A* and the letter *a* with your finger. Circle *A* and *a* in the picture. Color the picture. Explain what the animals are doing.

Let's Measure

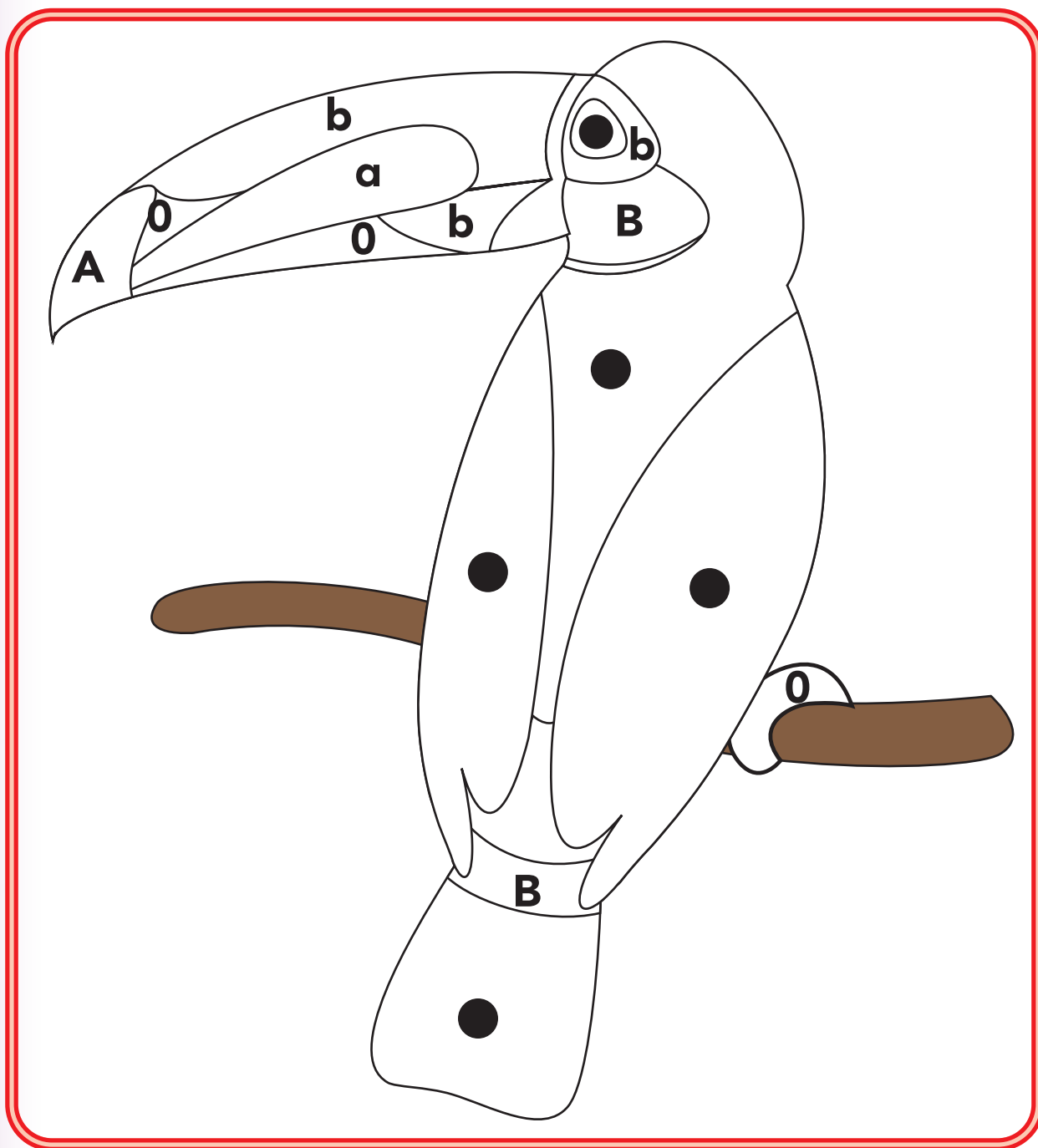


Time to Draw



Directions: Color the longer object in each box. Draw an object that is longer than your thumb.

Color by Letter



Key

A	a	B	b	0	●
red	orange	yellow	green	blue	black

Directions: Use the key to color the picture.