

# Take-Home Backpacks

## Lessons and Activities

Grades 2-3

### Table of Contents

#### Kids Learn Activity Book

- Table of Contents (1 page)
- Introduction (3 pages)
- Student Pages (3 pages)

#### Nonfiction Book Sample

#### Family Engagement Guide Sample



# Table of Contents

## Introduction

Welcome Letter .....	4
Helpful Family Resources .....	5

## Weekly Activities

Week 1 Activities .....	13
Week 2 Activities .....	23
Week 3 Activities .....	33
Week 4 Activities .....	43
Week 5 Activities .....	53
Week 6 Activities .....	63
Week 7 Activities .....	73
Week 8 Activities .....	83
Week 9 Activities .....	93

## Appendices

Appendix A: Activity Cards .....	103
Appendix B: Assessments .....	111
Appendix C: Answer Key .....	128
Appendix D: My Journal .....	136





# Welcome Letter

Dear Family,

*Kids Learn! Getting Ready for 3rd Grade* was designed to help your child solidify the concepts learned in second grade and prepare for the year ahead. The engaging activities are based on today's standards and provide practice with essential reading, writing, and math skills for the upcoming grade level. This book will help your child GET READY for third grade! Keep these tips in mind as you work with your child:

- ◆ Have your child complete one or two pages each time they work, rather than an entire week's worth of activities at one time.
- ◆ Keep all practice sessions with your child positive and constructive. If your child gets frustrated, set the book aside and find another time to practice.
- ◆ Help your child with instructions, if necessary. If your child is having difficulty understanding what to do, work through some of the problems together.
- ◆ Encourage your child to creatively share their thoughts and feelings on the My Journal pages.

Enjoy spending time with your child. Third grade will be here before you know it!



# Things to Do as a Family

## General Skills

- ◆ Make sure your child gets plenty of exercise. Children need about 60 minutes of physical activity each day. Take advantage of good weather to get outside and ride bicycles, take walks, or play an outdoor game.
- ◆ It's also important for children to get plenty of sleep. Children this age need between 9–11 hours of sleep each night. Establish a nightly bedtime routine that involves relaxing activities such as a warm shower or bath or reading a story.

## Reading Skills

- ◆ Set aside a reading time for the entire family at least once every other day. Help your child choose a book at a comfortable reading level. Take turns reading aloud. Be sure to help them sound out and define any unfamiliar words.
- ◆ After reading, be sure to talk to your child about what they have read. Encourage your child to share details from the books they read.



# Games to Play Together

## Fortunately/ Unfortunately

Begin the game by saying the first sentence for a story. Then, take turns adding to the story by alternating between fortunately and unfortunately. For example, "Amanda went to the zoo one sunny afternoon." The next person would continue with, "Unfortunately, the zoo had been taken over by a group of wild monkeys." The next person could add, "Fortunately, Amanda had taken a monkey-training class." Continue the story in this way.

## License Plate Multiplication

Select numbers from a license plate and multiply them. For example, if the license plate number reads 1ABC234, players could multiply  $12 \times 3$ ,  $13 \times 2$ ,  $12 \times 4$ , or even  $12 \times 34$ . The person who is the first to answer correctly gets a point. The first person to reach 10 points wins!

## Yes/No Critical-Thinking Questions

Take any game that is traditionally a guessing game (for example, Guess My Number) and make it a yes/no question game. You say, "I'm thinking of a number from 1 to 200." The children have to ask you yes/no questions with math vocabulary. They might say, "Is the number prime?" If the child asks a question without using math vocabulary, don't answer the question.

## Name These Groups

**Directions:** Draw a line to connect each collective noun with its group.



A **collective noun** is a word that names a group of people, places, or things.

- |         |          |
|---------|----------|
| 1 block | cards    |
| 2 bed   | flowers  |
| 3 deck  | houses   |
| 4 clump | dirt     |
| 5 team  | water    |
| 6 swarm | bees     |
| 7 wave  | pancakes |
| 8 stack | horses   |
- A dashed purple line connects the word 'block' to the word 'houses'.





## Going to the Grocery Store

**Directions:** Solve each problem.

- 1 Sheena has one of each kind of coin. How much are these 4 coins worth?



Value of each coin: \_\_\_\_\_

Total value: \_\_\_\_\_

- 2 A granola bar costs \$1. Nia has 5 quarters. Use words, pictures, and numbers to show whether Nina can buy the granola bar.

- 3 Layla spent 8 nickels riding the bus to the store. Then, she spent 6 dimes buying a drink at the store. Use words, pictures, and numbers to show whether Layla spent more money on the bus or at the store.

## Famous Grocery List

**Directions:** Imagine you were in charge of making a grocery list of five items for a person from history. Write the name of the person you chose at the top of the list. Then, write the items in the left column. Next to each item, explain why this person would have it on the list.

\_\_\_\_\_ 's Grocery List

1 \_\_\_\_\_

2 \_\_\_\_\_

3 \_\_\_\_\_

4 \_\_\_\_\_

5 \_\_\_\_\_






SCIENCE READERS  
A Closer Look

# Asteroids and Comets

The sky is filled with much to see. We see the sun during the day and the moon and stars at night. But you can see other interesting things as well—like bright lights with tails and objects that shoot straight through the stars! These things are asteroids and comets. Learn all about them in this book.



Neighbors in Space

ISBN 978-1-4333-1424-7




9 781433 314247

TCM 12424

Asteroids and Comets

Rice

# Asteroids and Comets



William B. Rice



### Consultant

JoBea Holt, Ph.D.  
The Climate Project  
Nashville, Tennessee

### Publishing Credits

Dona Herweck Rice, *Editor-in-Chief*; Lee Aucoin, *Creative Director*; Don Tran, *Print Production Manager*; Timothy J. Bradley, *Illustration Manager*; Chris McIntyre, *Editorial Director*; James Anderson, *Associate Editor*; Jamey Acosta, *Associate Editor*; Jane Gould, *Editor*; Peter Balaskas, *Editorial Administrator*; Neri Garcia, *Senior Designer*; Stephanie Reid, *Photo Editor*; Rachelle Cracchiolo, M.S.Ed., *Publisher*

### Image Credits

cover Antonova Elena/Shutterstock; p.1 Antonova Elena/Shutterstock; p.4 Shalygin/Shutterstock; p.5 Hemera Technologies/Abelstock; p.6 (background) NASA, (foreground) BrandonHot/Shutterstock; p.8 liquidlibrary/Jupiterimages; p.9 BSIP/Photo Researchers, Inc.; p.10 Argus/Shutterstock; p.11 Carmen Martínez Banús/iStockphoto; p.12 Pinchuk Alexey/Shutterstock; p.14 Walter G Arce/Shutterstock; p.15 (top) Pichugin Dmitry/Shutterstock, (bottom) Michael Gray/iStockphoto; p.16 magaliB/iStockphoto; p.18 Clifford Mueller/iStockphoto; p.19 NASA; p.20 xjbxjhx123/Shutterstock; p.21 (foreground) NASA/JPL-Caltech/T. Pyle (SSC); p.23 Robert Goode/Shutterstock; p.24 Vlue/Shutterstock; p.25 Newsom; p.26 Peter Miller/iStockphoto; p.27 tpuerzer/iStockphoto; p.28 Rocket400 Studio/Shutterstock; p.29 Karn Lowe; p.32 KRT/Newscom

### Teacher Created Materials

5301 Oceanus Drive  
Huntington Beach, CA 92649-1030  
<http://www.tcmpub.com>

**ISBN 978-1-4333-1424-7**  
©2011 Teacher Created Materials, Inc.

# Table of Contents

Amazing Space! . . . . .	4
Asteroids . . . . .	6
Comets . . . . .	16
What Do You See? . . . . .	26
Appendices . . . . .	28
Lab: Be a Space Explorer! . . .	28
Glossary . . . . .	30
Index . . . . .	31
A Scientist Today . . . . .	32



# Amazing Space!

Space is full of amazing things. Just look up! You never know what you will find.






# Asteroids

Are there rocks in space? You bet!  
There are many of them. **Asteroids** are like  
big rocks. Some are even like small planets!

Asteroids are made of rock and a  
metal called iron.



**Ceres is the biggest  
asteroid we know.  
See how big it is  
compared to the  
moon and Earth.**

Many asteroids move around the sun.  
Some move in a **belt**. There is a belt  
between Mars and Jupiter.



An asteroid




## Orbit

When something  
moves around  
the sun or a  
planet, we call  
that an orbit.




Some asteroids come close to Earth. They heat up when they do. They start to glow. We see a streak of light. This is called a **meteor**. It is also called a shooting star.




meteors or shooting stars

Telescopes can help us see objects in space. Use one to watch for meteors!





Many meteors burn up in the sky. But some hit Earth. They do not cause much trouble though. They are too small for that. But some meteors are huge! They can cause a lot of trouble.





Asteroids may smash into each other. They can break into smaller bits. They may even smash into planets! Earth is a planet. Asteroids are called **meteorites** if they fall to Earth. Big meteorites can make holes in the planet.



This **crater** was made by a meteorite.



This big meteorite was found buried in the ground in Africa.



### Fun Fact

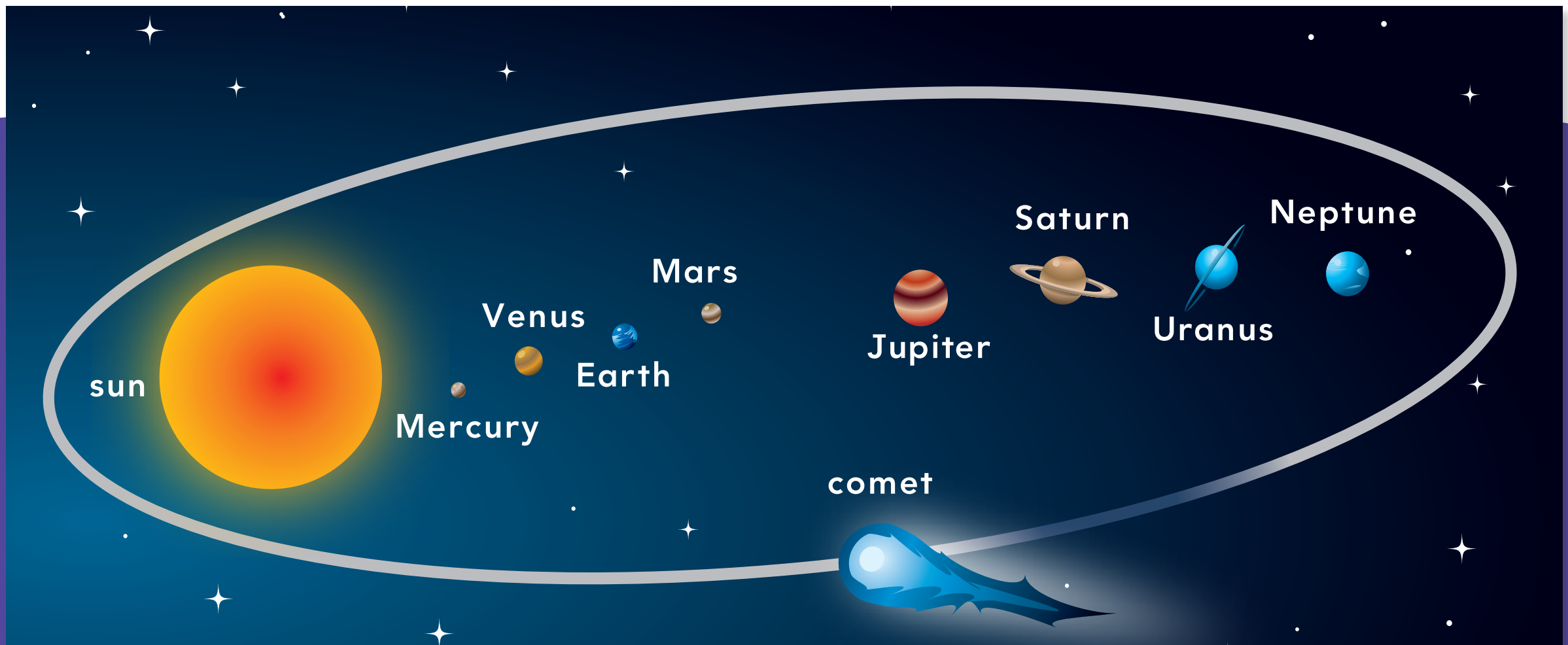
Meteorites may be the reason why there are no more dinosaurs.





# Comets

**Comets** orbit the sun. Most comets orbit far, far away. A comet may take a hundred years to go all the way around the sun.

Some comets may take millions of years to go all the way around the sun!




Comets are made of rock. They are made of ice and **gas**, too.





Comets are like big, dirty snowballs.  
They shoot off gas and dust when they get  
near the sun.



Comets come in  
many sizes. The  
smallest is about  
100 meters wide.





The gas and dust make a long tail. The tail lights up in the sky. It always points away from the sun.

### Fun Fact

The word *comet* comes from a Greek word that means "long hair." Can you tell why?






Some comets come close to Earth. We can see them in the sky. Earth may pass through the comet's path. Then we see a meteor shower!



meteor shower



## Perseid Meteor Shower

We can see this famous meteor shower every August.



# What Do You See?

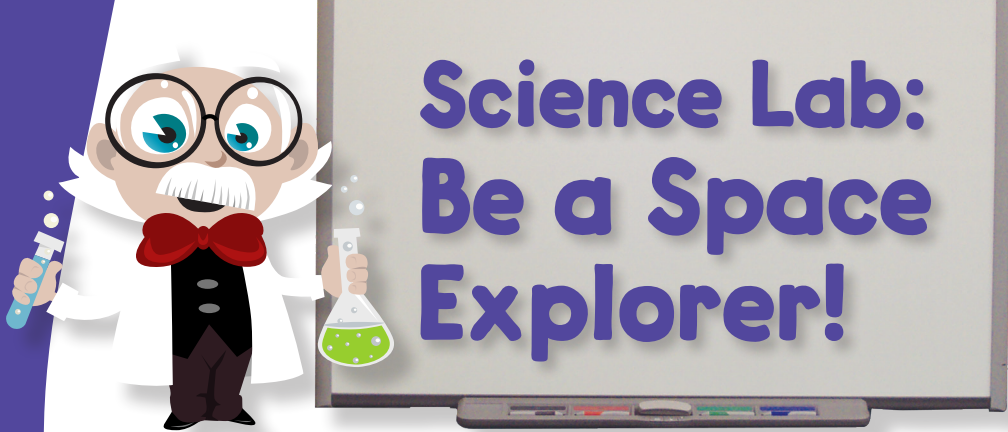
Look up in the sky tonight. What will you see? Watch for meteors and comets! You never know when one will pass your way.



Goodbye, meteors and comets!







Moons, asteroids, and comets are just some of the things that move around in space. Scientists study all these things. One way to learn about them is by watching them.

You can be a space explorer by watching the moon.

## Materials:

- paper
- crayons or markers
- the moon at night

## Procedure:

- 1 Take a piece of paper and draw seven boxes on it. Write the numbers 1 through 7 in the boxes, as shown.


- 2 After dark, go outside with a grownup and look up at the moon. What do you see?

- 3 Draw what you see in the first box on the paper.

- 4 At the same time on the next night, do the same thing. Draw what you see in the second box.

- 5 Do the same thing each night at the same time for seven nights.

- 6 After seven nights, look at all of your drawings. What do they show you about the moon?





# Glossary

**asteroids**—large rocks traveling through space

**belt**—a band or strip that goes around in a circle

**comets**—balls of rock, ice, and gas that orbit the sun and have long tails near the sun

**crater**—a large hole or dent

**gas**—a state of matter that is not solid or liquid

**meteorites**—asteroids or other objects that land on Earth

**meteors**—asteroids or other objects that come close to Earth, heat up, and glow in the sky

**orbit**—to move in a circle or oval around something else

# Index

asteroids, 6–10, 14

belt, 8–9

comets, 16–22, 24, 26–27

meteor shower, 24–25

meteorites, 14–15

meteors, 10–12, 26–27

orbit, 9, 16

rock, 6–7, 18

sun, 8–9, 16, 20, 22

tail, 22

# A Scientist Today

Mae Jemison was an astronaut. She traveled into space to learn about everything you find there. She thinks that the best scientists are always asking questions. Today, Mae teaches students to be scientists.







# 3rd Grade

## Family Engagement Guide

Welcome to third grade, a year that is full of fun! Students at this age have often mastered most school routines and acquired many of the basic skills. Your child will explore reading longer books this year. Get ready to practice those multiplication tables! You will probably find yourself helping with school projects for science and social studies, too.

Establishing friendships always makes school more fun. If your child is new to the school, making friends will be important. After-school time gets busier, but your child is also ready to assume more responsibility for their activities.

We know you are busy, so this guide is organized to give you ideas that you can adapt to make the day smoother and to integrate learning into your routines. Think of the activities on this card as a roadmap for exploring learning together. They are a guide for you to use, but feel free to go at a pace that makes the most sense for you and your third grader. These should be fun activities you do together—not something that feels rushed or like a chore. These activities were created specifically for third graders.

Your child may seem old enough to be very independent. But they still need adults—parents, grandparents, or caretakers—who work together to ensure that third grade is a year of learning and fun!



## Top 10 Things Your Third Grader Needs to Know

- 1 Word identification strategies when reading new words (for example, root words, chunks, prefixes, suffixes)
- 2 Ways language is used in writing (similes, metaphors, personification, imagery, etc.)
- 3 Research skills, such as using online encyclopedias, nonfiction resource books, and fact-based websites
- 4 Multiplication and division within 100
- 5 Basic understanding of fractions
- 6 How to calculate area and perimeter of two-dimensional shapes
- 7 Animal adaptations and changing habitats
- 8 Plant and animal life cycles
- 9 How governments work and make decisions
- 10 Connections among societies from around the world